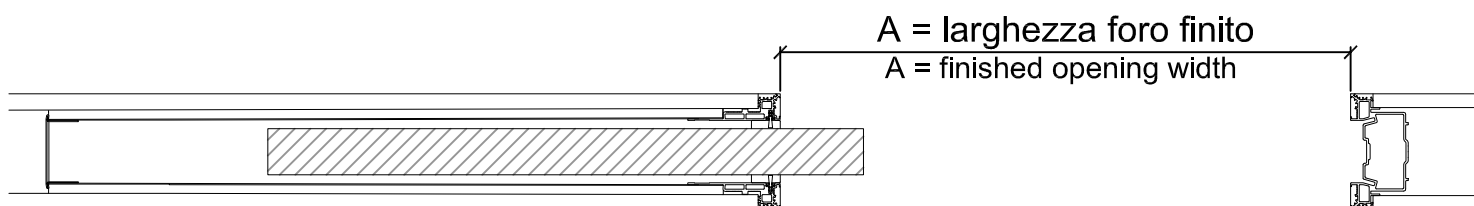
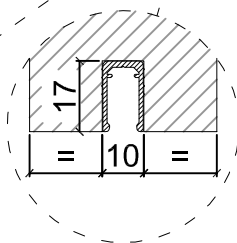
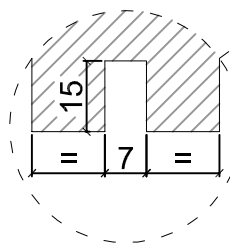

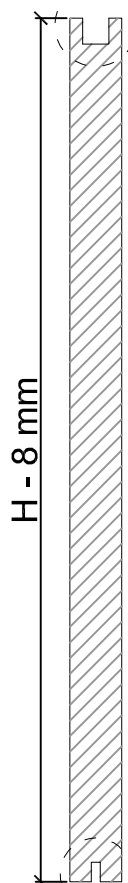
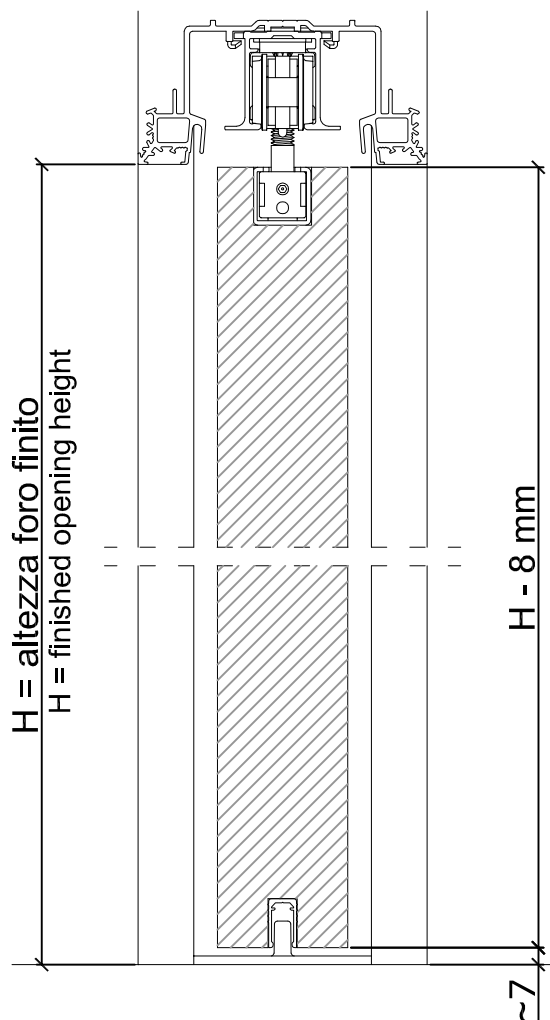
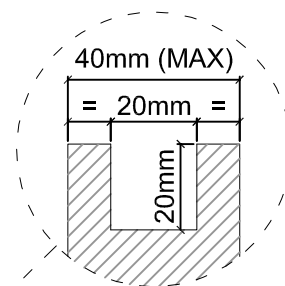
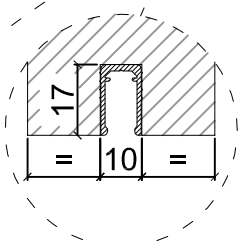
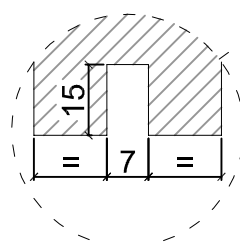

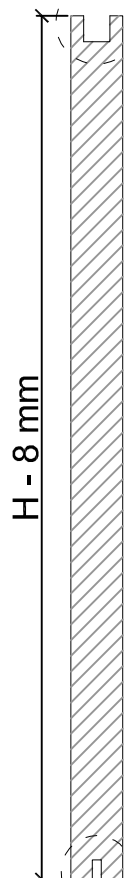
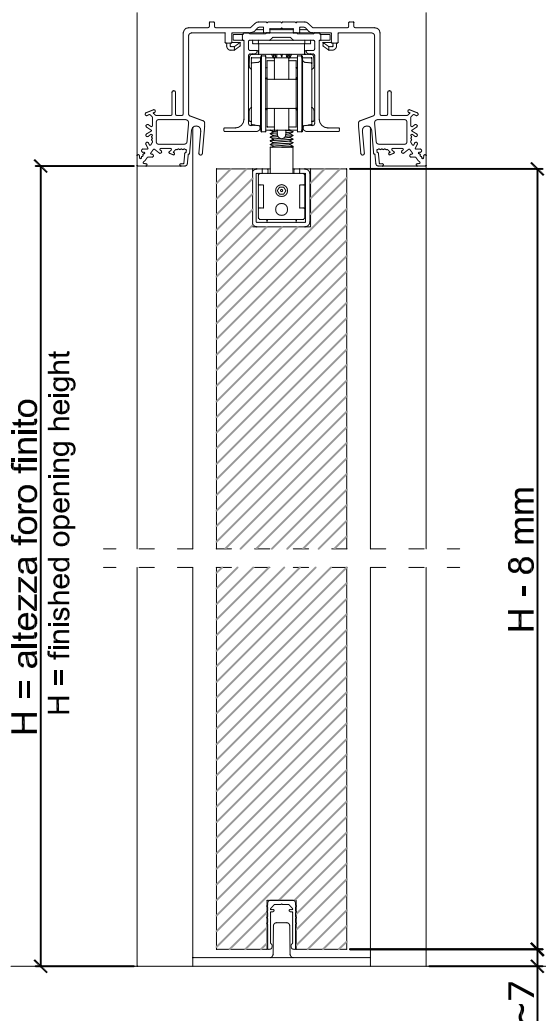
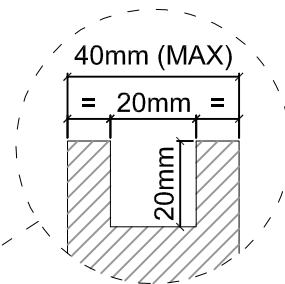


SYNTHESIS® LINE

ANTA SINGOLA - ANTA DOPPIA
SINGLE DOOR - DOUBLE DOOR



- Ⓘ **ATTENZIONE:** VERIFICARE L'ALTEZZA (H) DOPO LA POSA IN OPERA DEL CONTROTELAIO.
- Ⓒ **CAUTION:** CHECK THE HEIGHT (H) AFTER INSTALLING THE COUNTERFRAME.
- Ⓐ **ATENÇÃO:** VERIFICAR A ALTURA (H) APÓS A COLOCAÇÃO NA OBRA DO CAIXILHO.
- Ⓒ **POZOR:** PO USAZENÍ POUZDRA ZKONTROLUJTE VÝŠKU (H).
- Ⓐ **POZOR:** PO OSADENÍ PUZDRA SKONTROLUJTE VÝŠKU PRIECHODU (H).
- Ⓔ **ATENCIÓN:** COMPROBAR LA ALTURA (H) TRAS LA COLOCACIÓN DEL CONTRAMARCO.
- Ⓐ **LET OP:** CONTROLEER DE HOOGTE (H) NA HET INBOUWEN VAN HET STELKOZIJN.
- Ⓐ **ATTENTION:** VÉRIFIER LA HAUTEUR (H) APRÈS L'INSTALLATION DU CHÂSSIS.
- Ⓐ **ACHTUNG:** BITTE KONTROLLIEREN SIE DIE HÖHE H NACH DEM EINBAU DES SCHIEBETÜRKAISTENS, ALSO DIE HÖHE VON OKFF BIS UNTERKANTE STURZ.
- Ⓐ **UWAGA:** PO ZAINSTALOWANIU KASETY NALEŻY SPRAWDZIĆ WYSOKOŚĆ (H).
- Ⓐ **ВНИМАНИЕ:** ПРОВЕРИТЬ ВЫСОТУ (В) ПОСЛЕ ВВОДА КОРОБКИ В ЭКСПЛУАТАЦИЮ.
- Ⓐ **ATENȚIE:** VERIFICAȚI ÎNĂLȚIMEA (H) DUPĂ MONTAREA RAMEI (kit de montaj Edisse).
- Ⓐ **POZOR:** PO VGRADNJI PODBOJA PREVERITE VIŠINO (H).
- Ⓐ **FIGYELEM:** A SZERKEZET BEHELYEZÉSE UTÁN ELLENŐRIZZE A MAGASSÁGOT (H).
- Ⓐ **UPOZORENJE:** PROVJERITE VISINU (H) NAKON POSTAVLJANJA DOVRATNIKA.
- Ⓐ **HUOMAA:** TARKISTA KORKEUS (H) KEHYKSEN ASENTAMISEN JÄLKEEN.



A = larghezza foro finito
A = finished opening width

